



THERMATOUCH CONTROL

TT15V2-XX*



SHIPPING WEIGHT

Weight | 12 lbs.

Length | 19 in.

Width | 13 in.

Height | 8 in.

FINISH CHART

PC | Polished Chrome

SC | Satin Chrome

PB | Polished Brass

SB | Satin Brass

AB | Antique Brass

COP | Polished Copper

ACOP | Antique Copper

ORB | Oil Rubbed Bronze

PN | Polished Nickel

SN | Satin Nickel

MB | Matte Black

AN | Antique Nickel

BN | Black Nickel

PG | Polished Gold

WHT | White

The ThermaTouch Control is a 15" LCD Touchscreen Control used to operate other ThermaSol modules such as Steam Room functions, Light, Sound and Tranquility Visualization. The control is approx. 15-7/8" Wide X 10" High X 3-1/2" Deep. It requires a wall cutout 10" Wide X 6-5/8" High and must have a clear in wall depth of 3-1/2".

FEATURES

- Choose and download from a menu of popular Apps; shows, news, weather, video content, music and more
- Fully waterproof, ThermaTouch Plus can be installed anywhere: a shower, bathing area, patio, etc.
- Built-in Bluetooth® when paired with hydrovive
- Ethernet connection
- WiFi-enabled capabilities ensure that users automatically receive any updates to the software right to the controller, in-home after purchase.
- Powered by Android™
- Stereo audio output
- Alexa compatible
- Date and Time display
- Set steam time and temperature
- Set and control preferences for two users
- Operates: steam, digital shower, HydroVive light, sound and rain head.

SPECIFICATIONS

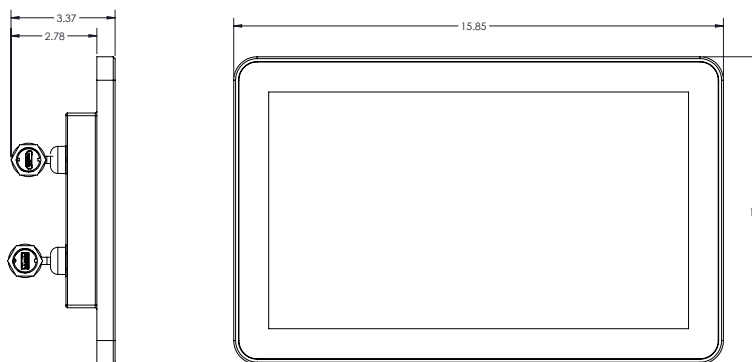
Construction | 6061 Aluminum bezel

Controllability | Steam, Light & Sound, digital shower valve.

Audio Out | 3.5mm jack connections

Power Supply | ThermaSol PDM (included)

Display | 15" Wide LCD Touch Screen



INSTALLATION NOTES


- Refer to ThermaSol installation Instructions Doc No. 81300 for complete instructions.
- Requires wall cut out opening of 10" Wide X 6.625" High X 3.5" Deep.
- Ensure 3-1/2" clearance around all sides of the mud ring cutout for controller clearance from walls or fixtures
- Use Mud Ring for Tile installation and ThermaTouch Control placement (04-8567).
- Ensure 3-1/2" clearance behind the rear of the control for cable clearance.
- The control should be installed 60 inches from the floor and as far from the steam outlet as possible.

* Replace -XX with the desired finish in the above finish chart.



SPECIFICATIONS – POWER DISTRIBUTION MODULE

Construction..... ABS Plastic
Power Supply UL Listed Class 2 & II, (03-7142)
Internal Operating Voltage.....24V DC, 60 Watt



Basic Functions:

- Distributes DC Power and Digital signals to system modules:
- Serenity Light, Sound and Rainhead
- ThermaTouch or Signature Series Controls
- Solitude Wireless Module - SWM-2 (signal only)
- Steam Generator (signal only)

Installation Notes:

Overall size is approximately 5-3/4" long by 3-3/4" wide and 1-1/2" high.
(Without connections) Allow space; 3" Min. for connections. Unit consists of a low voltage (24VDC) circuit board inside a box that can be placed up to 25 feet from the Light and Sound fixture or up to 50 feet from the Steam Generator. A separate universal voltage Power Adapter is provided (03-7142), it requires a standard 110V AC two prong wall outlet.

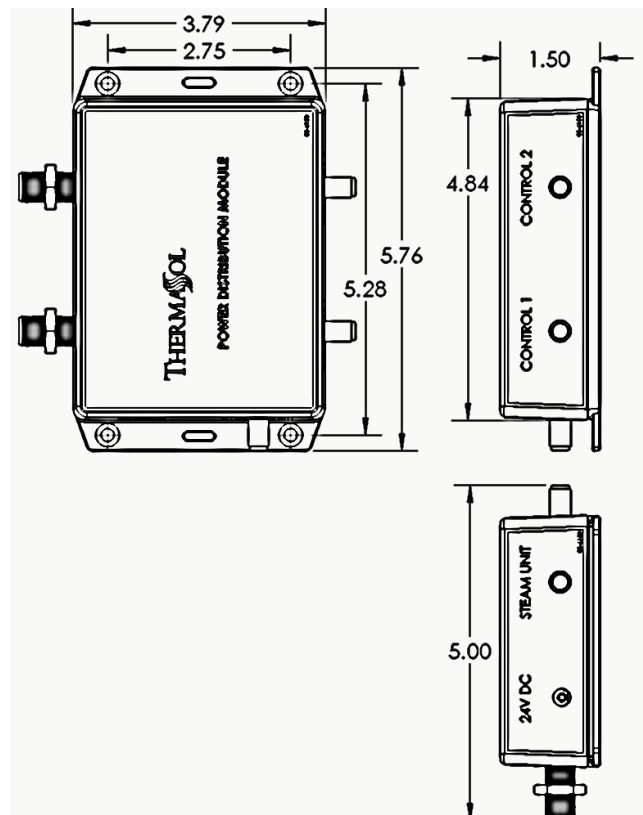
Product Specification:


5-3/4"L x 3-3/4"W x 1-1/2"H Body.
This PDM requires a ThermaSol Steam Generator and/or Light and Sound System and separate power supply for proper operation.

For any further assistance please contact
ThermaSol at 800.776.0711 or
sales@thermasol.com

Shipping Information:

Weight.....4 lbs.
Length.....11 in.
Width.....14 in.
Height.....8 in.





SPECIFICATIONS – Light and Sound Rain System

Construction.....Machined Brass
Controllability.....ThermaTouch Series Controls
Function Lights.....200 Full-color luminous LED
Lumens (Max).....1600
Rainhead Water Supply..... 3/8", 40-80 PSI, 1.8GPM
Water Jets.....300
CEC Approved

Lighting

- 200 Full-color luminous LED (R,G,B,W)
- Color Changing "Mood Lighting"
- Preset Chromatherapy Chakras
- Custom user programmable "any color"

Audio

- Amplifier: 100Watt RMS, built in Digital Signal Processor
- Built-in Bluetooth v4.2
- 2-1" Titanium Dome Tweeter with Ferro fluid cooled aluminum voice coil
- 1- 4" woofer
- 1-4" passive radiator

Installation Notes:

Overall size is 18.0" SQ X 8.0" tall and requires approx. 16.7" X 16.7" cutout in the shower ceiling. The unit is self-contained as one piece and extends into the ceiling space 8.0" plus plumbing connection clearance. Use a 3/8" compression fitting and a flexible potable waterline to connect to the Rainhead. Use only potable water and approved plumbing fittings for any shower connection. Refer to ThermaSol Installation Instructions for a full-sized template and detailed installation and operation instructions.

Finish Chart:

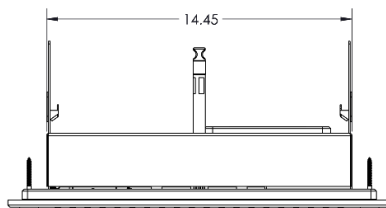
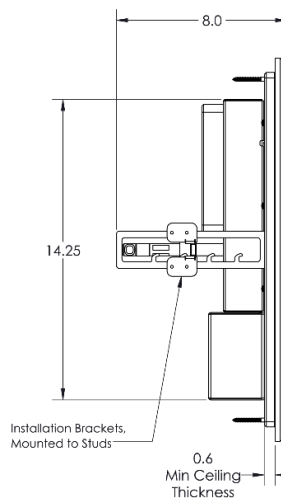
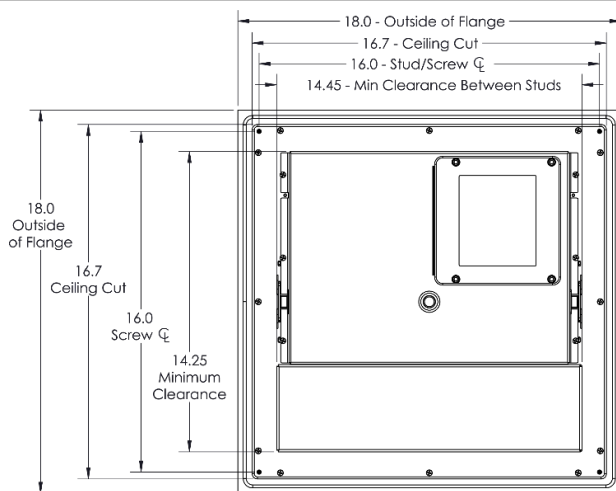
Select desired finish and replace XX with code.

PC = Polished Chrome
SC = Satin Chrome
PB = Polished Brass
SB = Satin Brass
AB = Antique Brass
COP = Polished Copper
ACOP = Antique Copper

PN = Polished Nickel
SN = Satin Nickel
BN = Black Nickel
MB = Matte Black
AN = Antique Nickel
PG = Polished Gold
ORB = Oil Rubbed Bronze
WHT = White

Product Specification:

A self-contained, Light and Sound Rainhead module that creates high-intensity chromatherapy lights and sounds. Rainhead is rated at 1.8 GPM Max. at 80 PSI and requires a separate diverter port with shut off valve. Powered by: provided 24V DC, 30 Watts power supply.



For any further assistance
please contact ThermaSol
at 800.776.0711 or
sales@thermasol.com

Visit www.thermasol.com
for a complete product
definition

Shipping Information:

Weight..... 37 lbs.
Length.....20 in.
Width.....20 in.
Height.....10 in.



SPECIFICATIONS – SteamVection Steam Head

Construction..... Brass
Aromatherapy..... Integral Reservoir

Installation Notes:

The steam head should be installed 24 inches from the floor, and 6 inches from any corner, inside the shower only, and as far away from the controller and shower fixtures as possible.

The steam head housing requires a 1-1/8" hole in the shower wall, and must be flush with the finished wall and sealed to the wall to not allow vapor or water behind it. Use 1/2" copper fittings to attach the housing to the steam outlet. See the full steam head housing instructions within your generator installation guide.

Product Specification:

The steam head shall be approximately 1.75" x 1.75" in the square version, and a 1.75" Dia. For the round version. The steam head is made from brass alloy and includes an aromatherapy well.

Finish Chart:

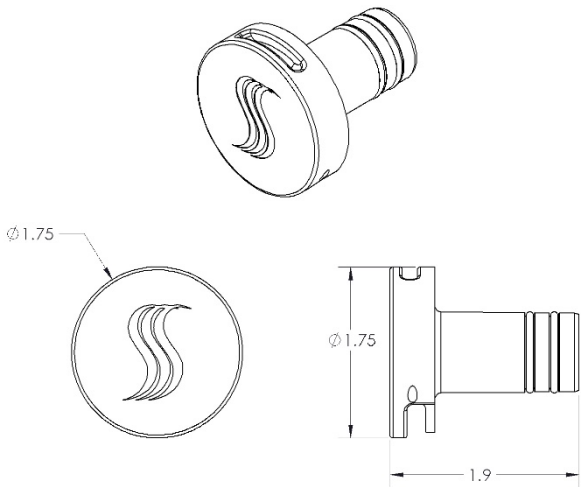
Select desired finish and replace XX with code. No-Touch Aromatherapy steam head and control finishes.

PC = Polished Chrome	PN = Polished Nickel
SC = Satin Chrome	SN = Satin Nickel
PB = Polished Brass	BN = Black Nickel
SB = Satin Brass	AN = Antique Nickel
AB = Antique Brass	PG = Polished Gold
COP = Polished Copper	ORB = Oil Rubbed Bronze
ACOP = Antique Copper	WHT = White
MB = Matte Black	

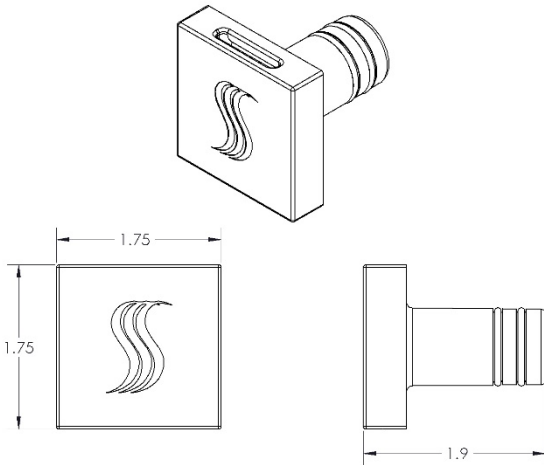
Shipping Information:

Weight..... 1 lbs.
Length.....9.5 in.
Width.....3.5 in.
Height.....2.5 in.

For any further assistance please contact
ThermaSol at 800.776.0711 or
sales@thermasol.com



Round Style



Square Style