

# ThermaTouch with Alexa



## Setup Manual

For Tutorials and Troubleshooting visit [www.thermasol.com/solutions](http://www.thermasol.com/solutions)



OVER 60 YEARS OF STEAM SHOWER INNOVATION

# 1 Important Information Before Use

PLEASE REVIEW WARNINGS BELOW AND LEAVE THIS MANUAL WITH HOMEOWNER

DO NOT USE THIS PRODUCT UNLESS YOU HAVE CONSULTED WITH YOUR DOCTOR AND RECEIVED WRITTEN PERMISSION TO DO SO. USE OF THIS PRODUCT MAY BE HAZARDOUS TO YOUR HEALTH.

PLEASE CONSULT YOUR PHYSICIAN BEFORE USING. IF YOU ARE PREGNANT, ELDERLY, HAVE HIGH BLOOD PRESSURE, DIABETES, SUFFERING FROM HEART DISEASE, ARE INTOXICATED, OR NOT IN GOOD HEALTH, DO NOT USE THIS STEAM BATH.

STEAM IS HOT! DO NOT TOUCH OR GO NEAR THE STEAMHEAD FROM THE TIME THE UNIT IS "ON," UP TO ONE HOUR AFTER IT HAS SHUT OFF. SEVERE BURNS WILL OCCUR IF YOU COME IN CONTACT WITH THE STEAMHEAD OR STEAM EMITTING FROM THE STEAMHEAD.

NEVER ATTEMPT TO FILL AROMA RESERVOIR ON THE STEAMHEAD WHEN UNIT IS IN THE "ON" POSITION. SEVERE BURNS WILL OCCUR.

DO NOT USE THERMASOL AROMATHERAPY OILS, SKIN CARE PRODUCTS OR ANY PRODUCT ASSOCIATED WITH YOUR THERMASOL UNIT WITHOUT CONSULTING WITH YOUR ALLERGIST OR DOCTOR BEFORE USE. THESE PRODUCTS MAY BE HAZARDOUS TO YOUR HEALTH.

DO NOT USE STEAM ROOM WHILE UNDER THE INFLUENCE OF ALCOHOL OR DRUGS, AS THIS CAN BE HAZARDOUS TO YOUR HEALTH.

YOUR SHOWER MAY BE A SLIP-AND-FALL HAZARD. CHECK WITH YOUR CONTRACTOR OR FLOORING MANUFACTURER REGARDING THE SAFE USE OF YOUR FLOORING IN A STEAM APPLICATION. SLIPPING AND FALLING INTO THE STEAMHEAD ITSELF OR INTO THE STREAM OF STEAM EMITTING FROM THE STEAMHEAD WILL CAUSE SERIOUS BURNS OR PHYSICAL INJURY.

IF YOU ARE FEELING UNCOMFORTABLE, DIZZY, FAINT, OR STARTING TO FALL ASLEEP, IMMEDIATELY EXIT THE STEAM ROOM.

DO NOT USE STEAM ROOM IF YOU ARE UNDER THE AGE OF 16 UNLESS SUPERVISED BY AN ADULT.

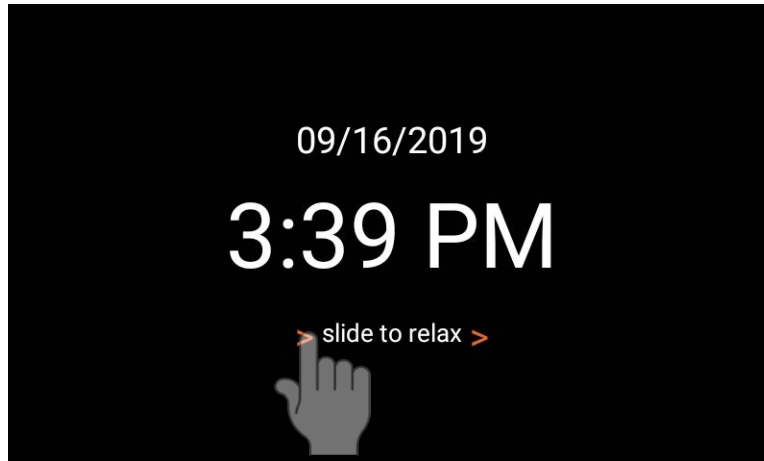
THERMASOL STEAM BATH GENERATORS ARE NOT DESIGNED TO BE USED FOR SPACE HEATING PURPOSES.

THERMASOL STEAM BATH GENERATORS ARE FOR INDOOR USE ONLY. THEY SHOULD NEVER BE LOCATED OUTSIDE THE HOME.


ALL PRODUCTS MUST BE INSTALLED IN ACCORDANCE WITH INSTALLATION INSTRUCTIONS PROVIDED. FAILURE TO DO SO MAY INVALIDATE WARRANTY AT MANUFACTURER'S DISCRETION. ©2019 THERMASOL.

THIS SKILL IS MEANT TO BE USED WHILE IN THE HOME AND WITHIN CLOSE PROXIMITY OF THE SHOWER, DO NOT USE THIS FEATURE IF YOU ARE OUTSIDE OF THIS AREA, ENSURE THAT YOUR SHOWER DOOR IS CLOSED BEFORE USE.

## 2 ThermaTouch Alexa setup

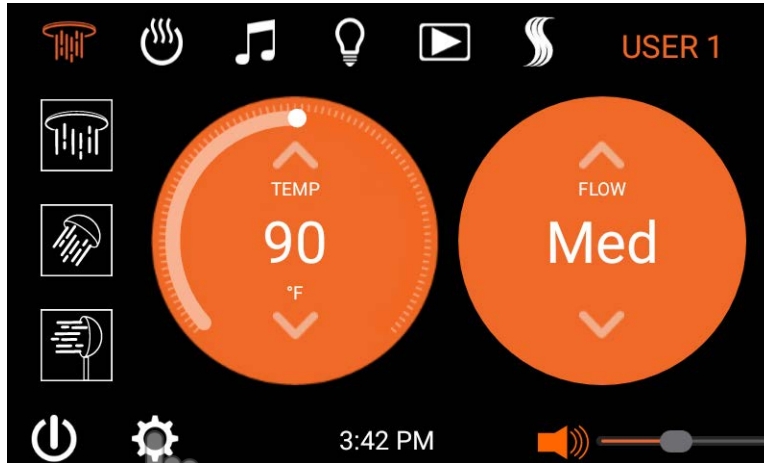


Slide to relax to unlock your ThermaTouch

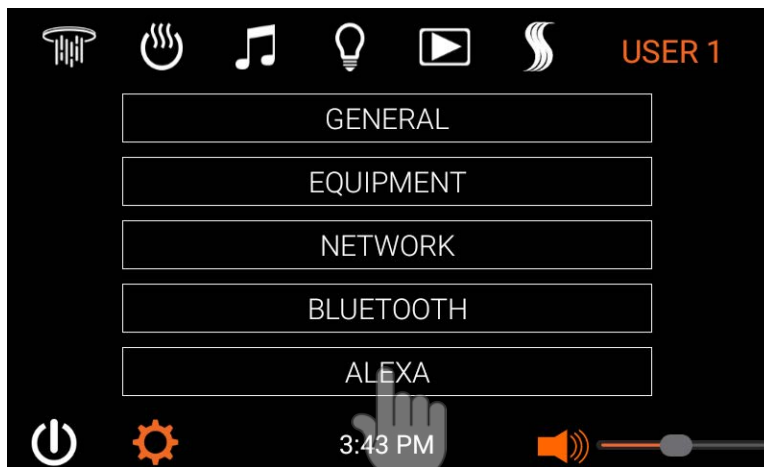


Select USER1

## 2 ThermaTouch Alexa setup

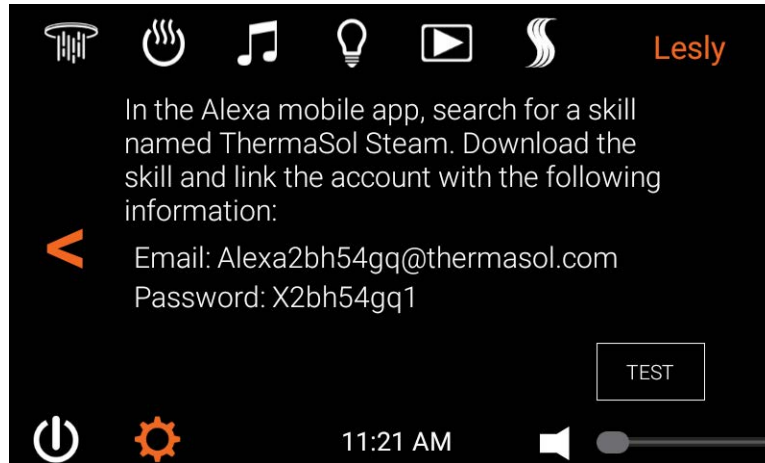


Tap the gear icon to enter settings



Tap Alexa

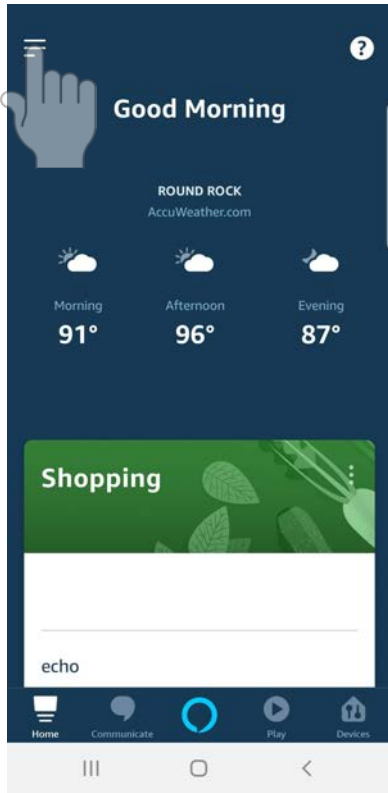
## 2 ThermaTouch Alexa setup



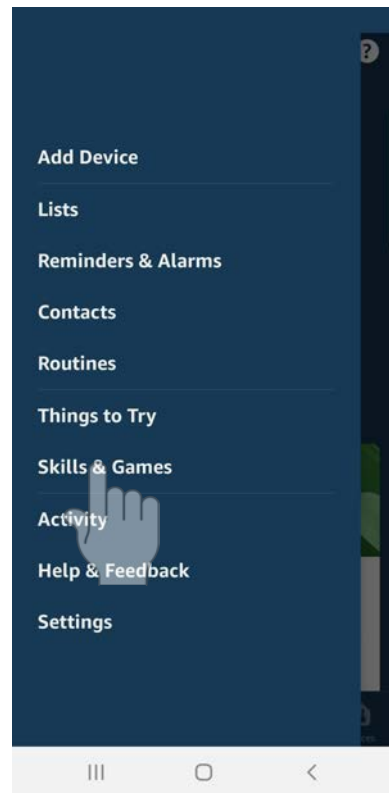
The above email and password will be entered into your Alexa skill.

This information is unique for your device, do not enter the information above into your device, this is for example ONLY.

# 3 Enable your Alexa Skill

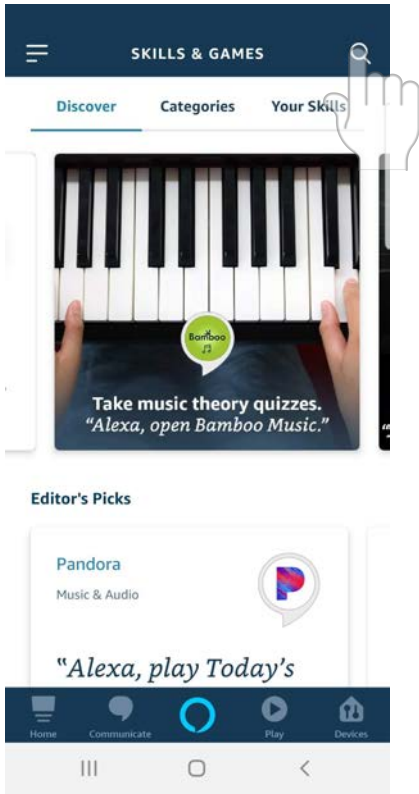


Open your Alexa app on your mobile device and tap on the menu icon

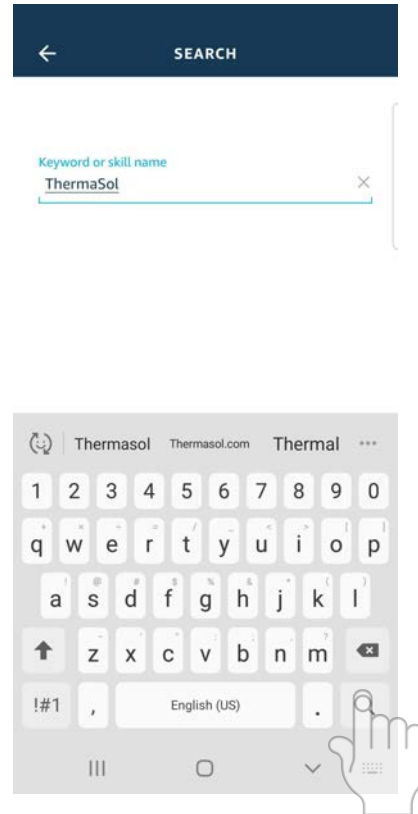


Tap the skills & Games

# 3 Enable your Alexa Skill

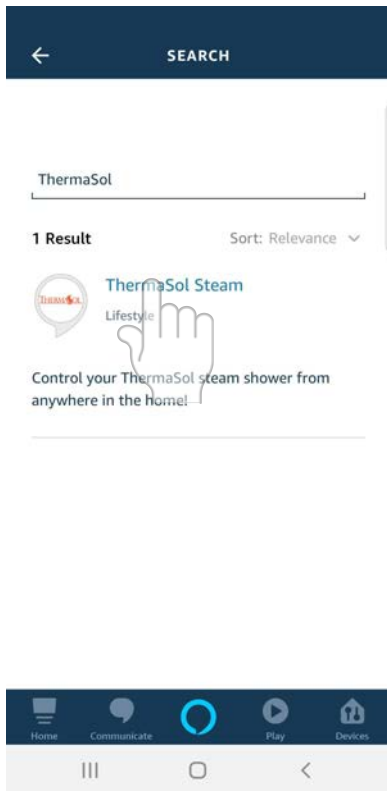


Tap the magnifying glass

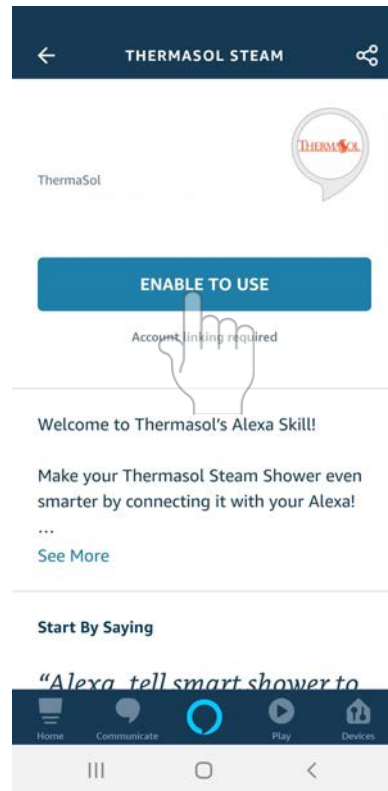


Type in Thermasol and click magnifying glass

# 3 Enable your Alexa Skill



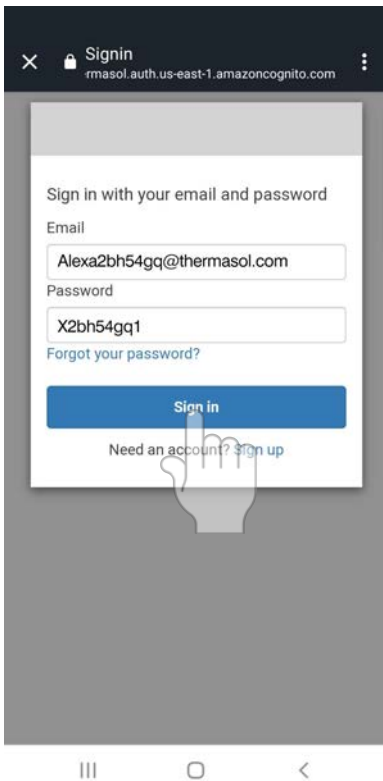
Tap on ThermaSol Steam



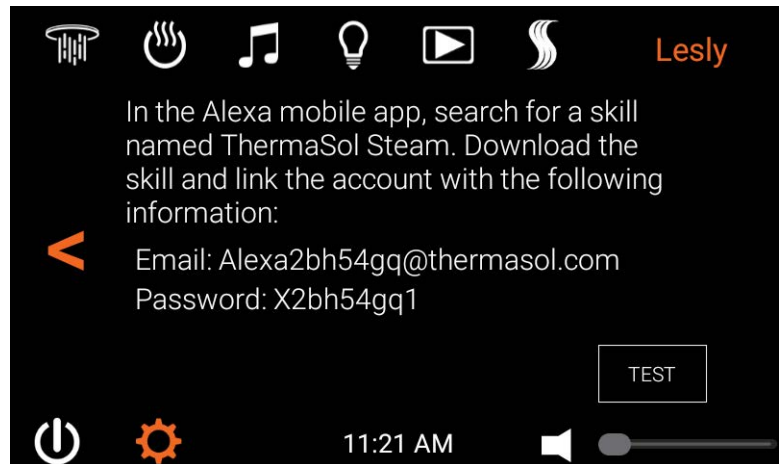
Tap on Enable to Use



### 3 Enable your Alexa Skill

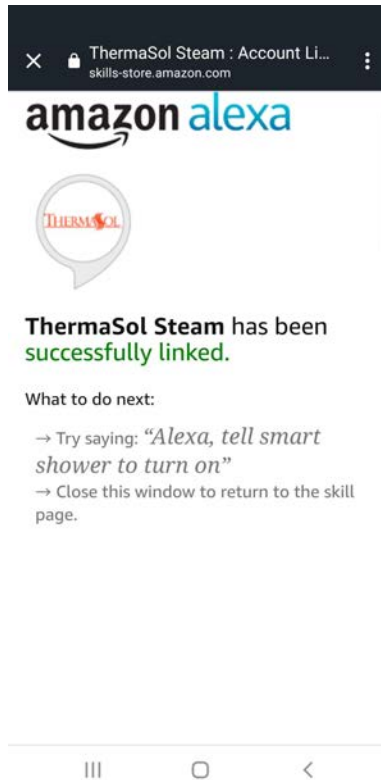


Enter the email address and password **from the screen on the Therma-Touch control.**



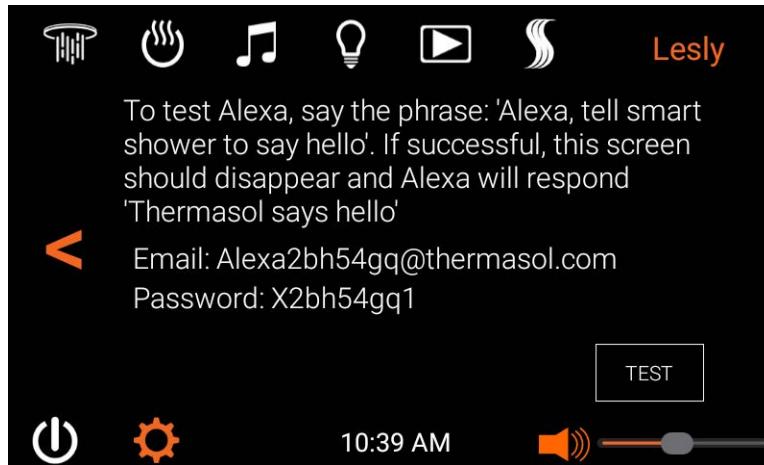
The above information is unique for your device, do not enter the information above into your device, this is for example ONLY.

## 4 Finalize your Alexa Skill setup

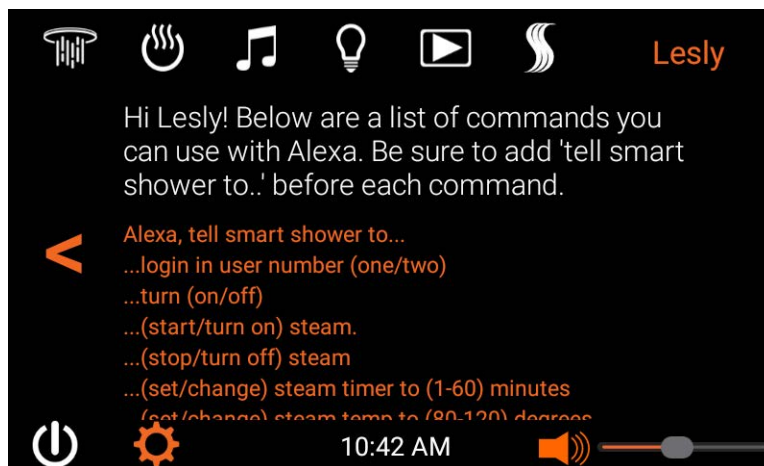


The ThermaTouch is now linked to your Alexa account.

## 4 Finalize your Alexa Skill setup



Click on the test button on your ThermaTouch. Ask your Alexa device, "tell smart shower to say hello"



A full list of commands will show on the screen. You can always come back to this menu through settings to review the full list of commands.

This completes the Alexa setup

# 5 List of all Alexa Commands

## Alexa, tell smart shower to...

### LOG IN

- ...login in user one
- ...login in user two

### STEAM

- ...turn on steam
- ...start steam
- ...turn off steam
- ...stop steam
- ...set steam timer to (1-60) minutes
- ...change steam timer to (1-60) minutes
- ...set steam temp to (80-120) degrees
- ...change steam temp to (80-120) degrees

### SHOWER

- ...turn on shower
- ...turn off shower
- ...set water temp to (60-120) degrees
- ...change water temp to (60-120) degrees
- ...increase water pressure
- ...decrease water pressure
- ...change water to handheld
- ...change water to rain
- ...change water to shower

## Alexa, tell smart shower to...

### LIGHT

- ...turn on light
- ...turn off light
- ...turn on white light
- ...turn on red light
- ...turn on blue light
- ...turn on orange light
- ...turn on yellow light
- ...turn on green light
- ...turn on violet light
- ...turn on indigo light
- ...turn on mood light
- ...change light to white
- ...change light to red
- ...change light to blue
- ...change light to orange
- ...change light to yellow
- ...change light to green
- ...change light to violet
- ...change light to indigo
- ...change light to mood

### SHUTDOWN

- ...shutdown
- ...shut off
- ...turn off





---

1958 STEAM WAY ROUND ROCK, TX 78665  
PHONE: 800.776.0711 | FAX: 800.556.5257 | WWW.THERMASOL.COM